

Hagerstown Area Crime Study

Radio Free Hub City - 8/19/2024

By "BB" Boring and Ken Buckler



Table of Contents

Table of Contents	1
Introduction	2
Crime Issues in the Hagerstown Area	3
Property Crimes	4
Drug Crimes	6
Violent Crimes	8
Security Cameras and Neighborhood Watch Participation	11
Security Camera Ownership	11
Crime Concerns	12
Neighborhood Watch Participation:	13
Summary	13
The Impact of Neighborhood Watch	14
Crimes Immediately in Front of Home by Neighborhood Watch Participation	14
Crimes within a Block from Home by Neighborhood Watch Participation	15
Conclusions	16
The Impact of Security Cameras	17
Percentage of Records of Any Crimes vs. No Crimes in Front of Home by Security Camera Ownership	17
Percentage of Records of Any Crimes vs. No Crimes within a Block by Security Camera Ownership	18
Examining Types of Crimes vs Camera Ownership	20
Conclusions	21
Analysis of Open-Ended Responses: Common Themes	22
Increased Police Presence	22
Community Empowerment and Resources	22
Improved Government Communication and Accountability	22
Addressing Homelessness and Drug Use	22
Community Engagement and Initiatives	23
Judicial and Law Enforcement Reforms	23
Urban and Environmental Improvements	23
Recommendations	24
Methodology and Frequencies	25
Raw Open Responses	30
Heatmap Data	33
Copyright and License	34

Introduction

The Hagerstown area is grappling with escalating crime challenges that demand urgent and effective intervention. In an effort to craft data-driven solutions to mitigate these issues, Radio Free Hub City conducted an independent survey to gather insights from local residents. The purpose of this research report is to analyze the collected data, identify key concerns, and propose actionable strategies to reduce crime and enhance community safety.

Radio Free Hub City, committed to the well-being of the Hagerstown community, conducted this survey without any financial benefit to the organization or the participants. By leveraging the unbiased feedback from residents, this report aims to provide a comprehensive understanding of the crime landscape in Hagerstown and offer recommendations that are grounded in the experiences and perspectives of those directly affected.

Through rigorous analysis of the survey data, we seek to uncover common themes and pinpoint specific areas that require attention. This report will serve as a foundation for policymakers, law enforcement agencies, and community leaders to develop targeted interventions that address the root causes of crime, improve public safety, and foster a more secure environment for all residents of Hagerstown.

It's important to note that we intentionally did not look into social issues, such as needle exchange programs, and also did not look into law enforcement issues such as the frequency of prosecution or conviction for crimes. The scope of this report is to identify actions which can be taken quickly with minimal government involvement or approval.

If you have feedback on this research project, please contact Ken Buckler, President of Radio Free Hub City. kbuckler@radiofreehubcity.com

Crime Issues in the Hagerstown Area

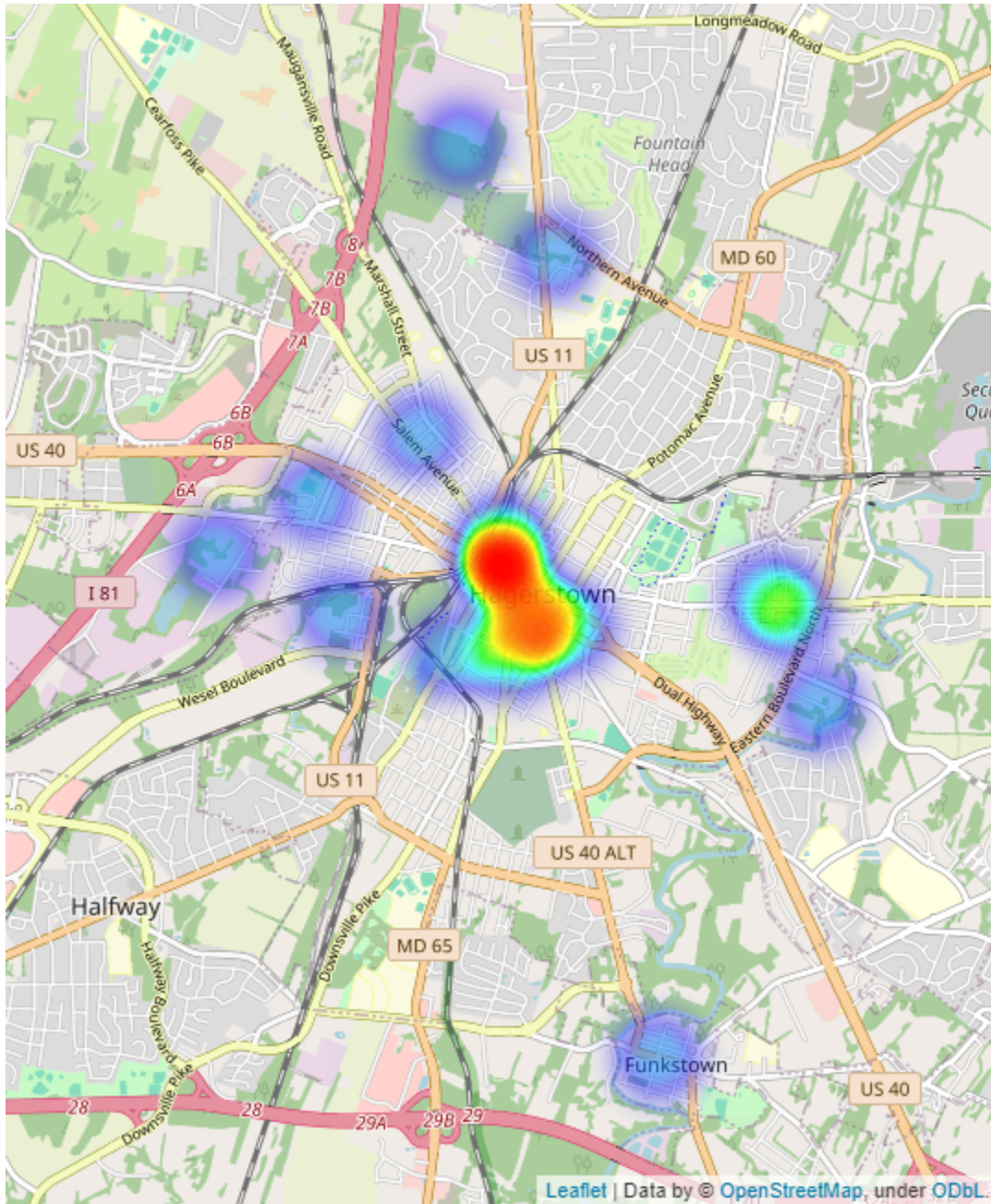
For purposes of this research, we broke down crime concerns into three categories - property crimes, drug crimes, and violent crimes.

For each of these categories, we asked the resident to provide their concern level from 1 to 5, with 1 being the lowest concern, and 5 being the highest concern. We also asked the resident for a generalized location, so that we can plot these concern levels on a map to identify the “hot spots” where residents are most concerned about crimes.

The results were somewhat surprising. While the community has long believed that drug crimes and violent crimes are linked, there appears to be a slightly closer geographic correlation between concern regarding property crimes and concern regarding violent crimes. The most likely explanation for this is that residents who have been victims of or near incidents of property crimes are more likely to also be concerned regarding violent crimes. With that said, the majority of all crime concerns regardless of type do appear to be in the city core downtown of Hagerstown.

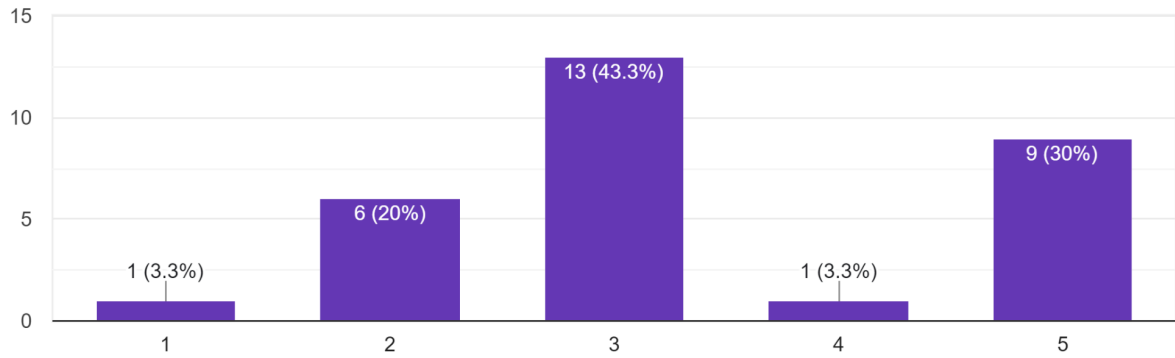
Property Crimes

Heat Map of Property Crime Concern Levels Reported through Survey



How concerned are you regarding property crimes (i.e. burglary, theft) in your neighborhood? 1= least concerned, 5 = most concerned

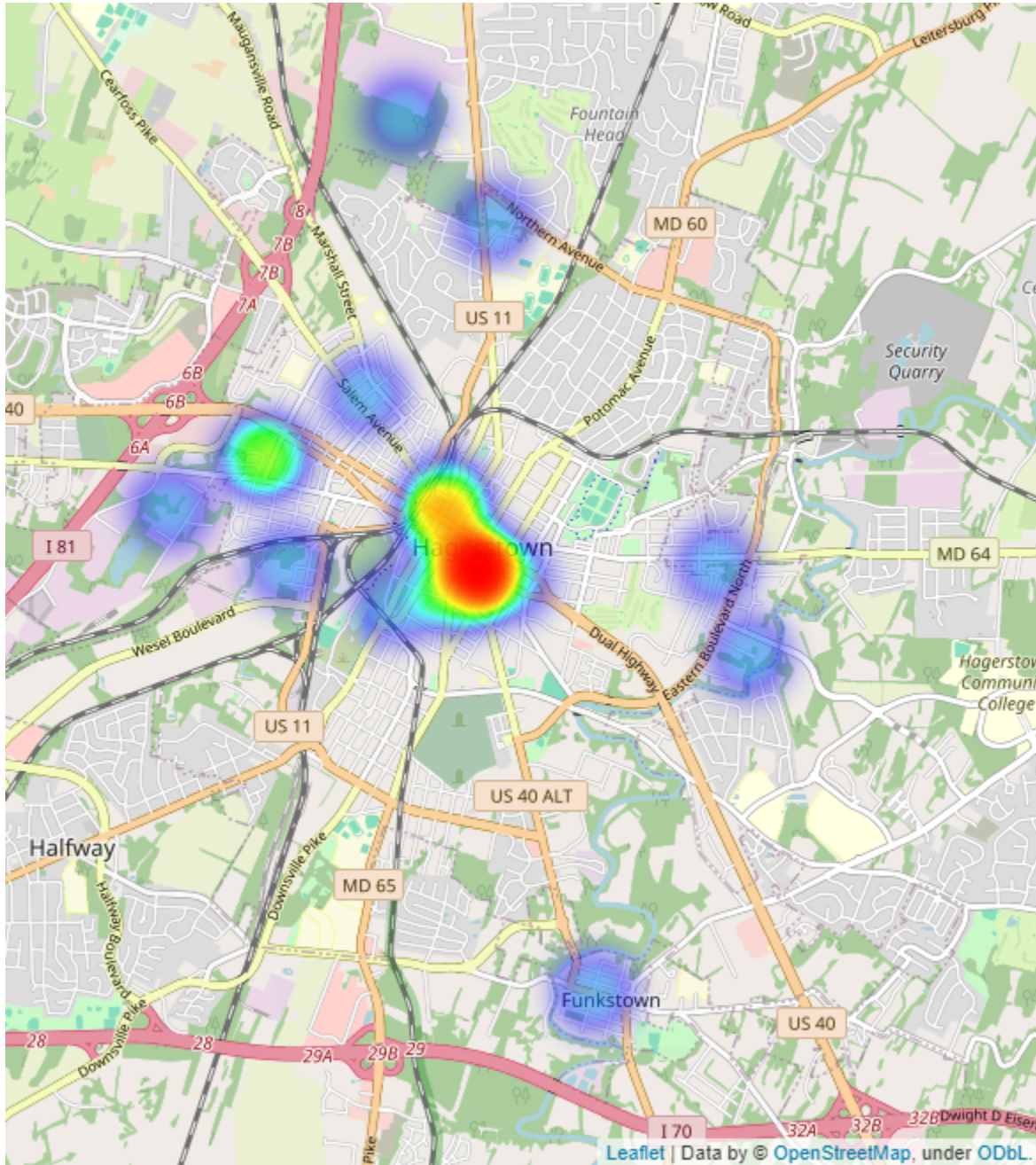
30 responses



With “3” being the most common response, Hagerstown area residents only appear to be moderately concerned regarding property crimes.

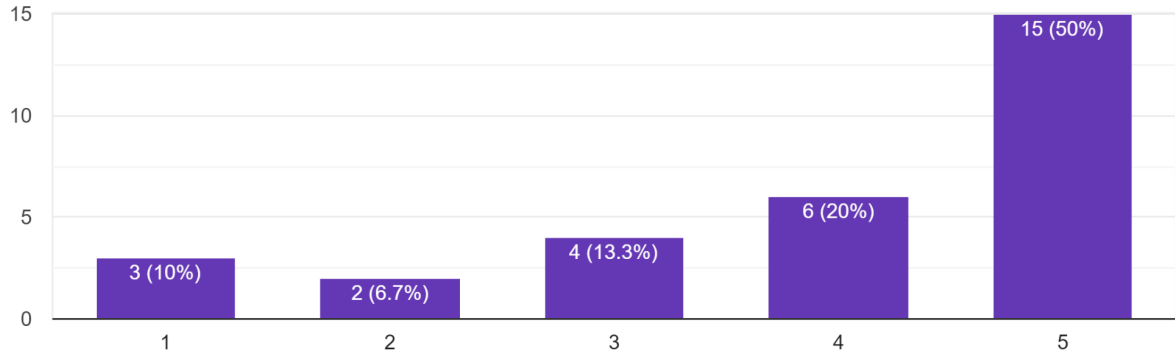
Drug Crimes

Heat Map of Drug Crime Concern Levels Reported through Survey



How concerned are you regarding drug crimes (i.e. usage, distribution) in your neighborhood? 1 = least concerned, 5 = most concerned

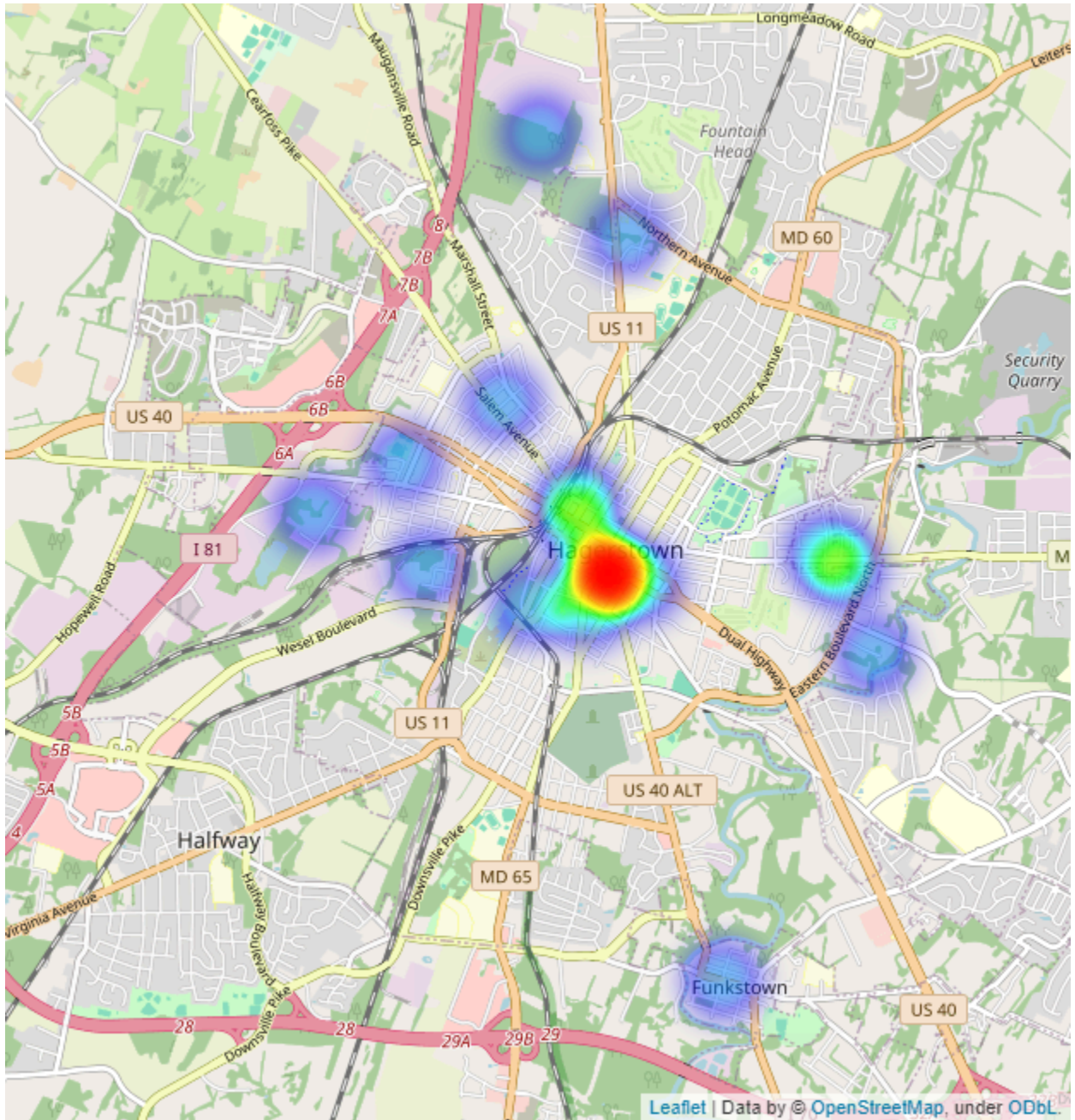
30 responses



With “5” as the most common response, Hagerstown area residents appear to be very concerned regarding drug crimes.

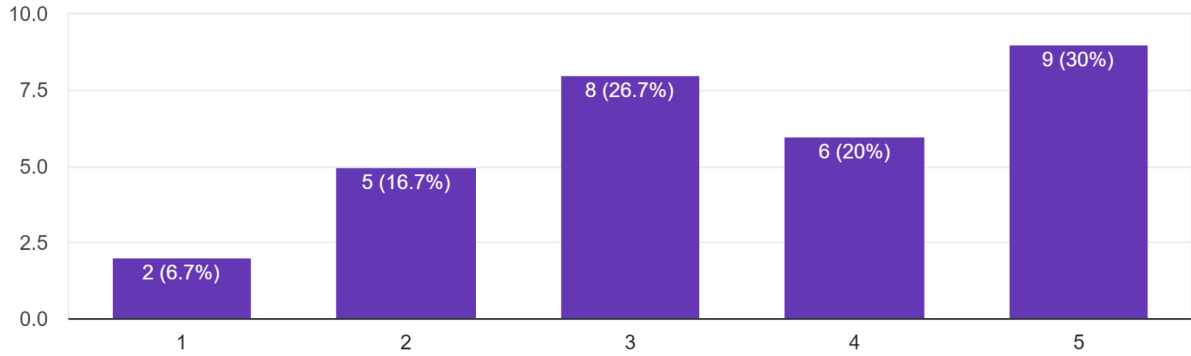
Violent Crimes

Heat Map of Violent Crime Concern Levels Reported through Survey



How concerned are you regarding violent crimes (i.e. assault, murder) in your neighborhood? 1 = least concerned, 5 = most concerned

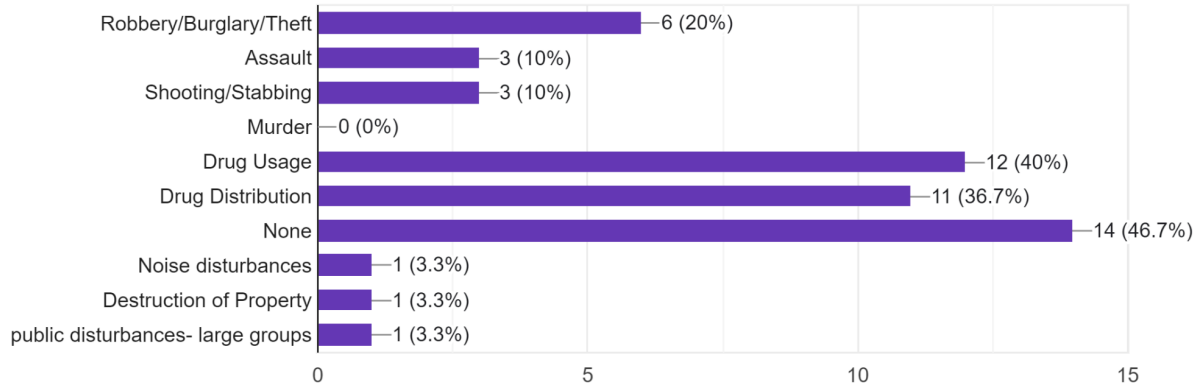
30 responses



With “5” as the most common response, Hagerstown area residents appear to be very concerned regarding violent crimes. However, it is important to note that violent crimes do not appear to be as much of a concern for many Hagerstown area residents compared to drug crimes, with the second most common answer as “3”. A total of 15 residents selected “5” for drug crimes, while only 9 residents selected “5” for violent crimes.

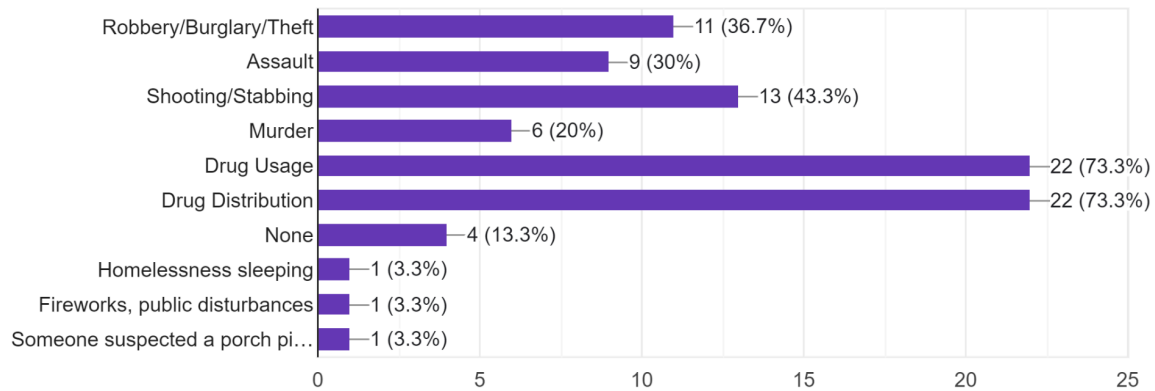
In the past 12 months, have any of the following crimes occurred immediately in front of your home?

30 responses



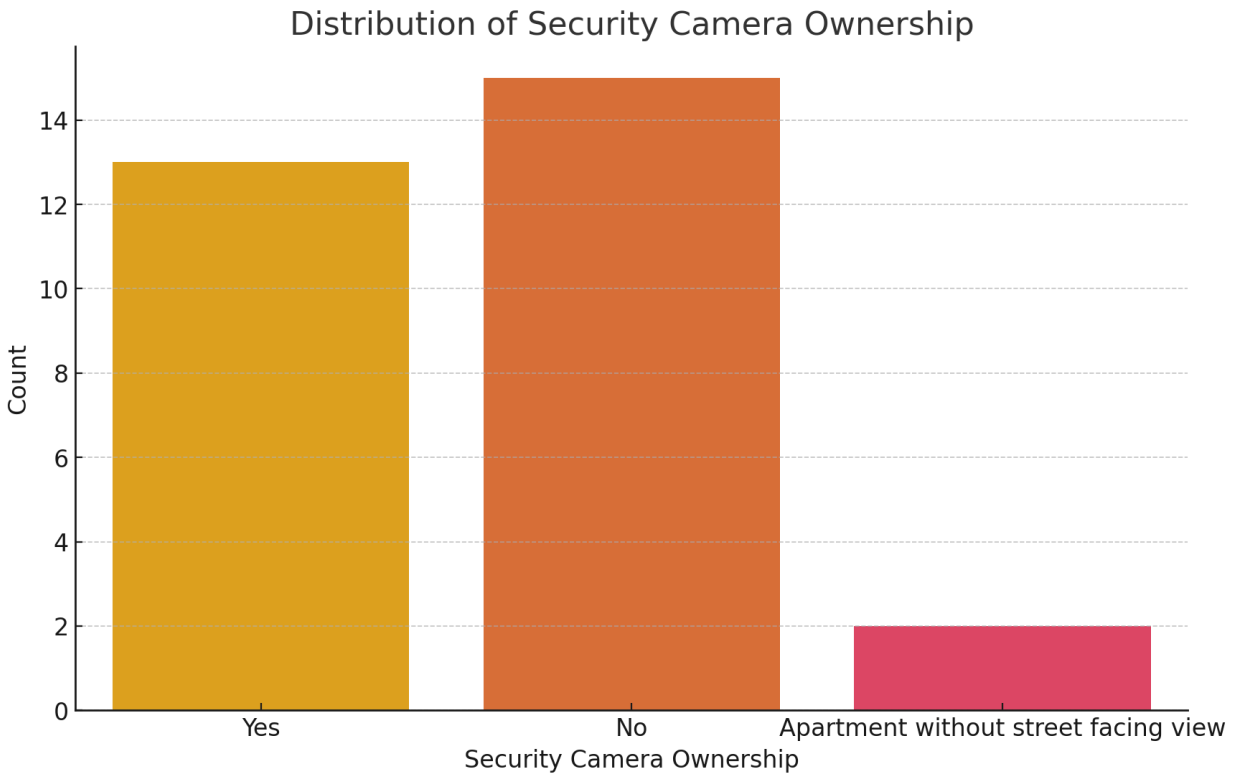
In the past 12 months, have any of the following crimes occurred within a block from your home?

30 responses



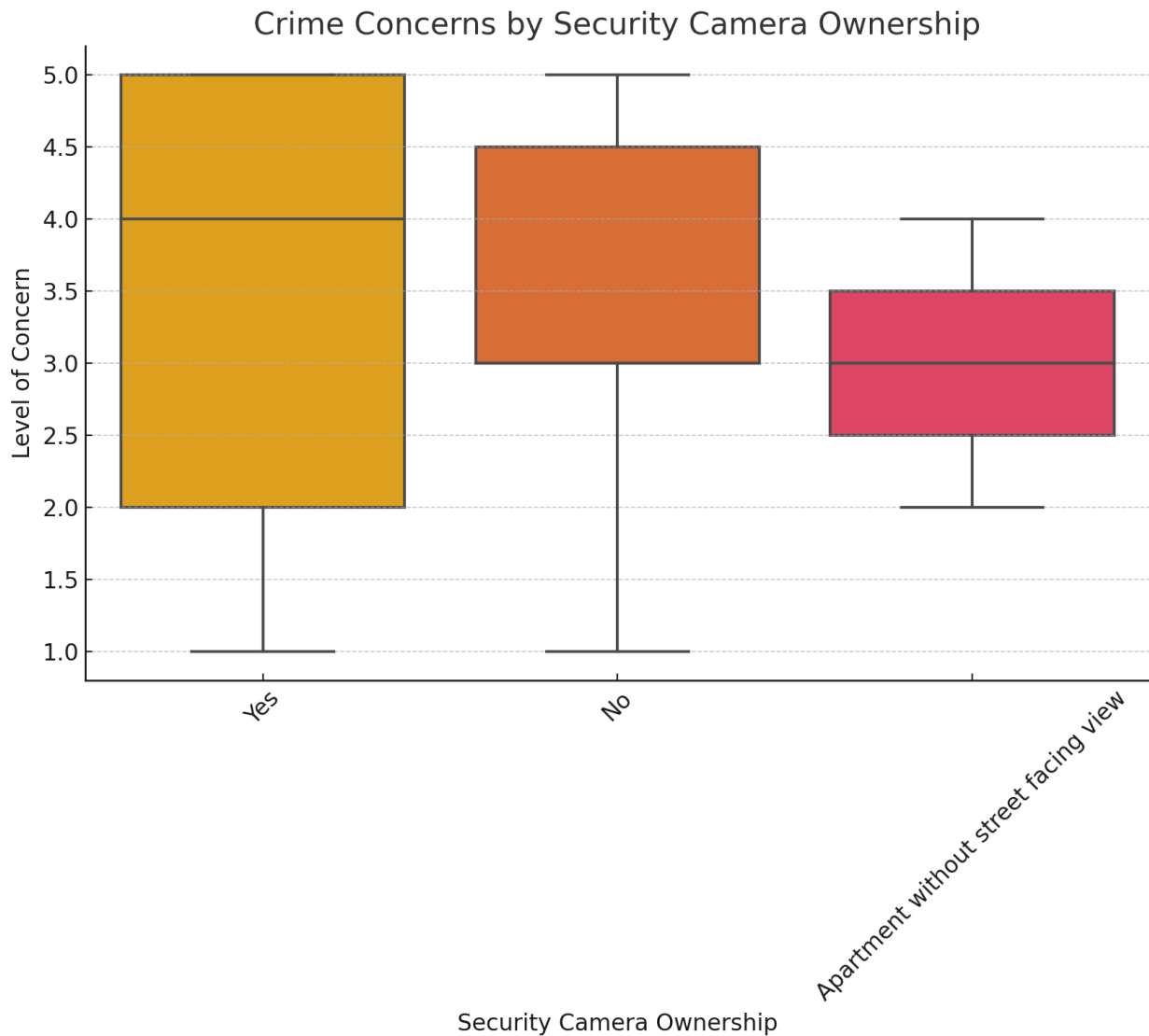
In line with higher resident concerns regarding drug crimes vs violent crimes, many more residents reported drug crimes within a block of their home or in front of their home, vs the number of residents reporting violent crimes within a block of or near their home. No respondent stated a murder was committed in front of their home, but 20% of respondents stated that a murder did occur within a block of their home.

Security Cameras and Neighborhood Watch Participation



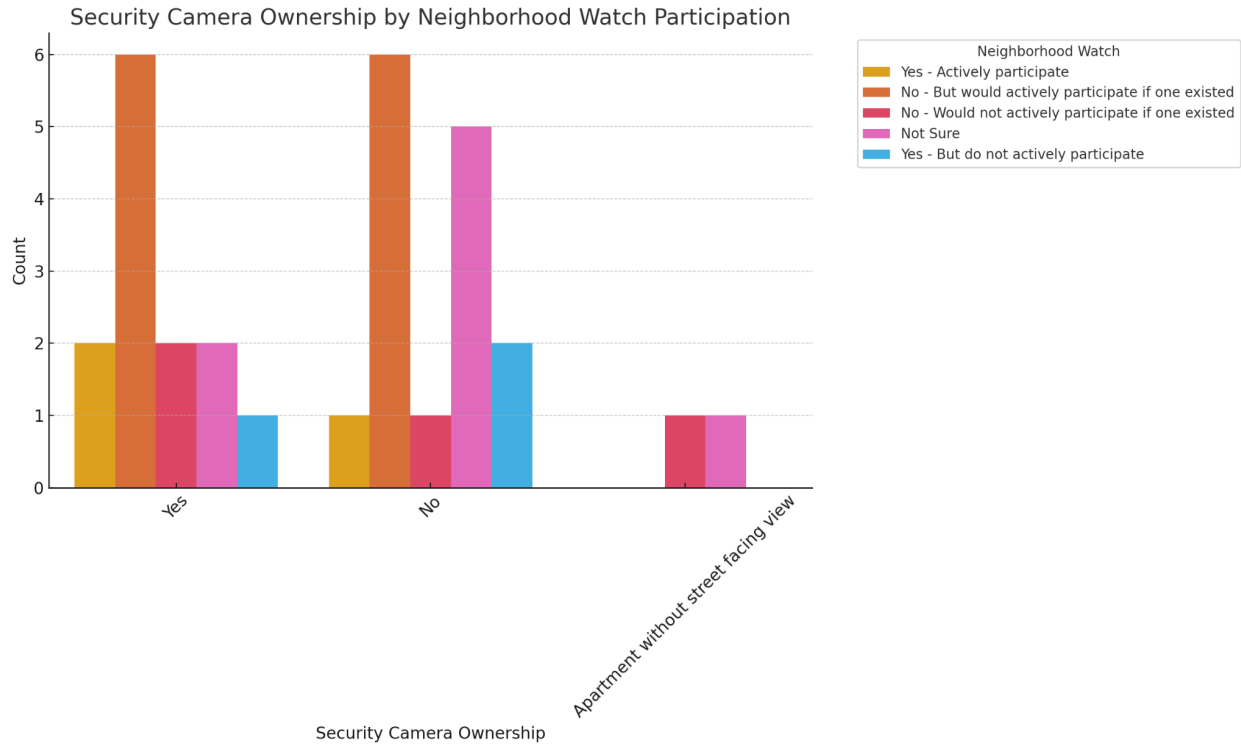
Security Camera Ownership

- **Distribution:**
 - 15 respondents do not have a security camera.
 - 13 respondents have a security camera.
 - 2 respondents live in apartments without a street-facing view.



Crime Concerns

- **Average Concern Level (1 to 5 scale):**
 - Respondents without security cameras have an average concern level of 3.53.
 - Respondents with security cameras have a slightly lower average concern level of 3.38.
 - Respondents in apartments without a street-facing view have an average concern level of 3.0.



Neighborhood Watch Participation:

- **Security Camera Ownership vs. Neighborhood Watch:**
 - Among respondents who do not have a security camera and would actively participate if a neighborhood watch existed, there are 6 individuals.
 - The same number (6 individuals) applies to those with security cameras.
 - Participation levels are lower for those who would not actively participate, with 1 respondent not having a camera and 2 having one.
 - For those unsure about neighborhood watch participation, there are more respondents without cameras (5) compared to those with cameras (2).

Summary

- Security camera ownership is relatively balanced, with a slight majority not having cameras.
- Concerns regarding violent crimes are slightly higher among those without security cameras.
- There is a notable willingness to participate in neighborhood watches among respondents, regardless of camera ownership.

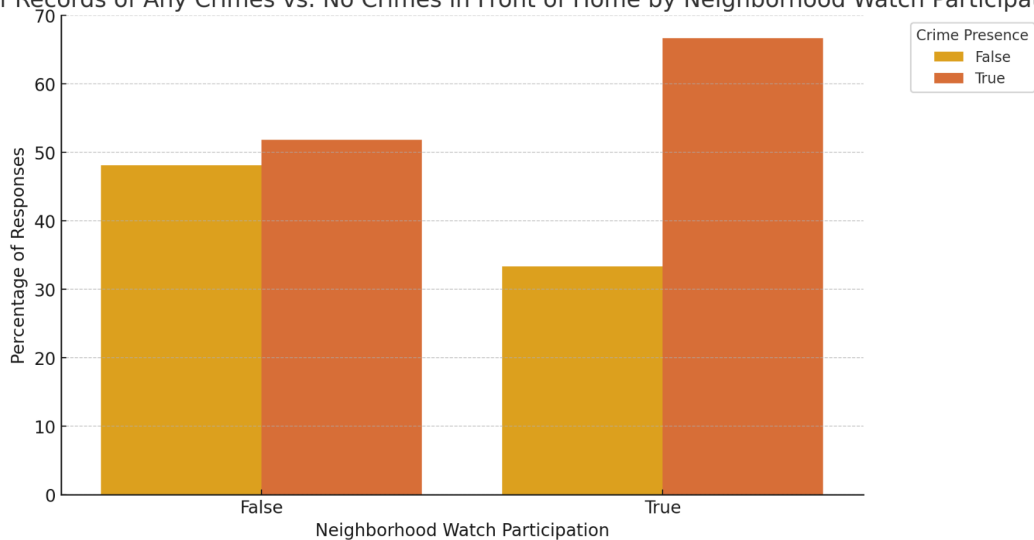
The Impact of Neighborhood Watch

Do you have a neighborhood watch?

30 responses



Percentage of Records of Any Crimes vs. No Crimes in Front of Home by Neighborhood Watch Participation

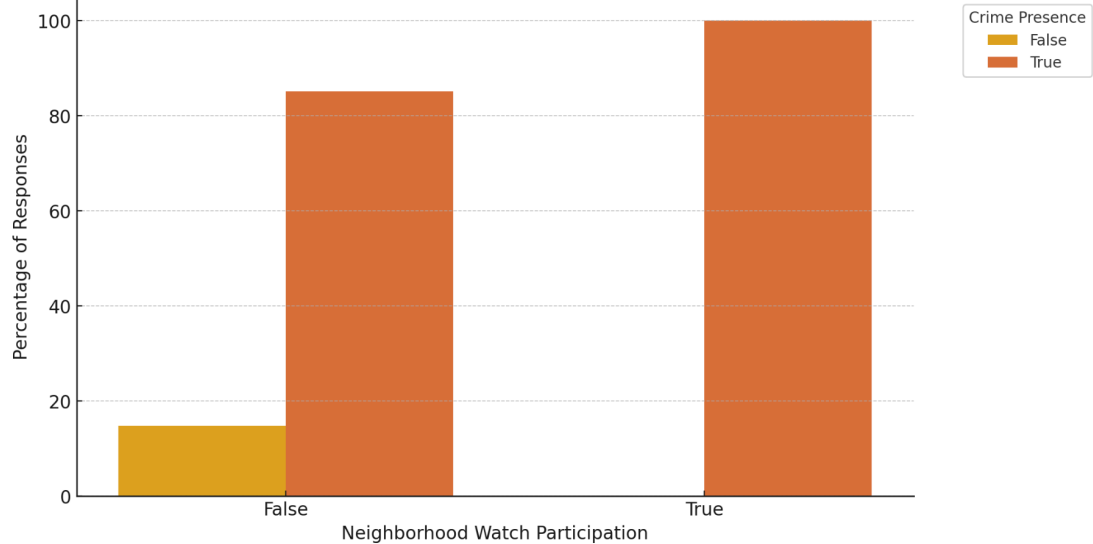


Crimes Immediately in Front of Home by Neighborhood Watch Participation

- **Active Neighborhood Watch Participation:**
 - **Any Crime:** 67% of respondents actively participating in a neighborhood watch reported at least one crime in front of their home.
 - **No Crime:** 33% of respondents actively participating in a neighborhood watch reported no crimes in front of their home.
- **No Active Neighborhood Watch Participation:**
 - **Any Crime:** 52% of respondents not actively participating in a neighborhood watch reported at least one crime in front of their home.

- **No Crime:** 48% of respondents not actively participating in a neighborhood watch reported no crimes in front of their home.

Percentage of Records of Any Crimes vs. No Crimes within Block by Neighborhood Watch Participation



Crimes within a Block from Home by Neighborhood Watch Participation

- **Active Neighborhood Watch Participation:**
 - **Any Crime:** 100% of respondents actively participating in a neighborhood watch reported at least one crime within a block of their home.
 - **No Crime:** 0% of respondents actively participating in a neighborhood watch reported no crimes within a block of their home.
- **No Active Neighborhood Watch Participation:**
 - **Any Crime:** 85% of respondents not actively participating in a neighborhood watch reported at least one crime within a block of their home.
 - **No Crime:** 15% of respondents not actively participating in a neighborhood watch reported no crimes within a block of their home.

Conclusions

1. **Impact of Neighborhood Watch Participation:**

- Active participation in a neighborhood watch correlates with a higher percentage of crimes reported immediately in front of homes (67%) compared to those not actively participating (52%).
- All respondents actively participating in a neighborhood watch reported crimes within a block, indicating high crime reporting or awareness among these participants.

2. **Crime Reporting and Awareness:**

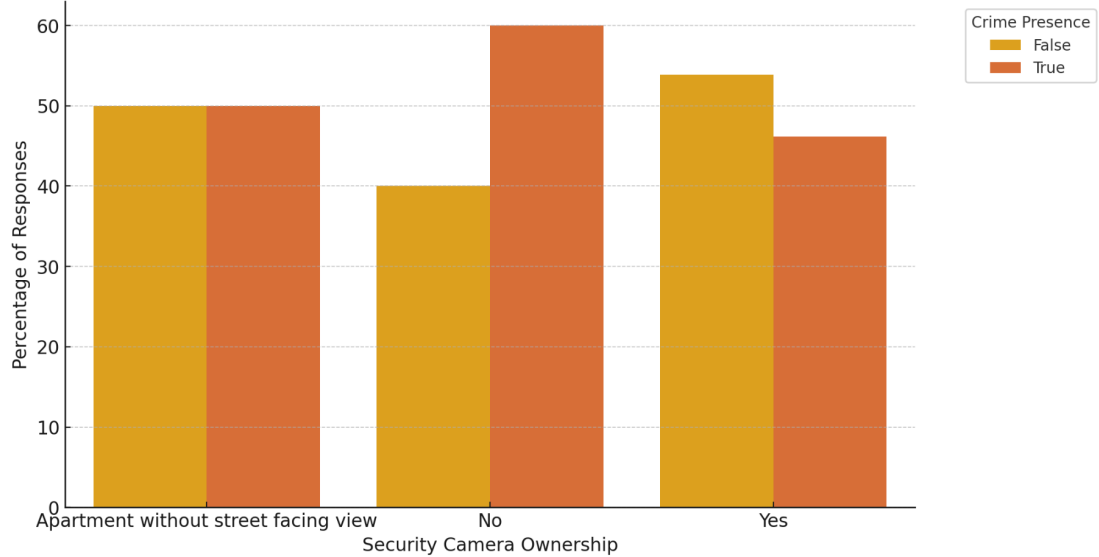
- The data suggests that active neighborhood watch participants may be more vigilant and thus report more crimes both in front of their homes and within their blocks.
- This higher reporting rate could reflect greater community awareness and engagement in crime prevention efforts.

3. **Recommendations:**

- Encourage and support neighborhood watch programs to maintain high levels of community awareness and engagement.
- Complement neighborhood watch efforts with other crime prevention strategies to address the high incidence of reported crimes, ensuring comprehensive safety measures in the community.

The Impact of Security Cameras

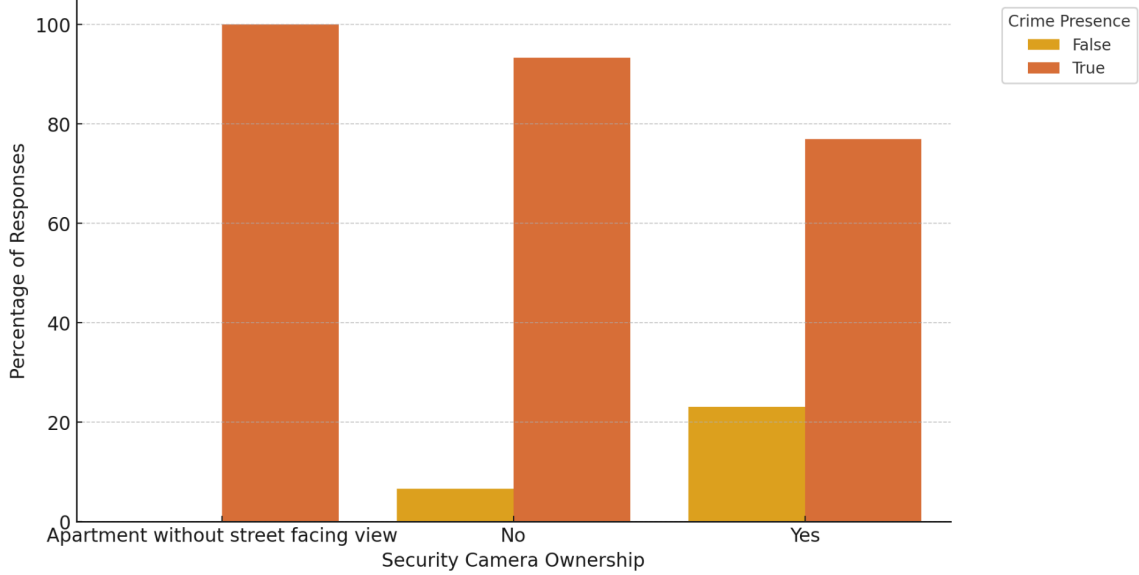
Percentage of Records of Any Crimes vs. No Crimes in Front of Home by Security Camera Ownership



Percentage of Records of Any Crimes vs. No Crimes in Front of Home by Security Camera Ownership

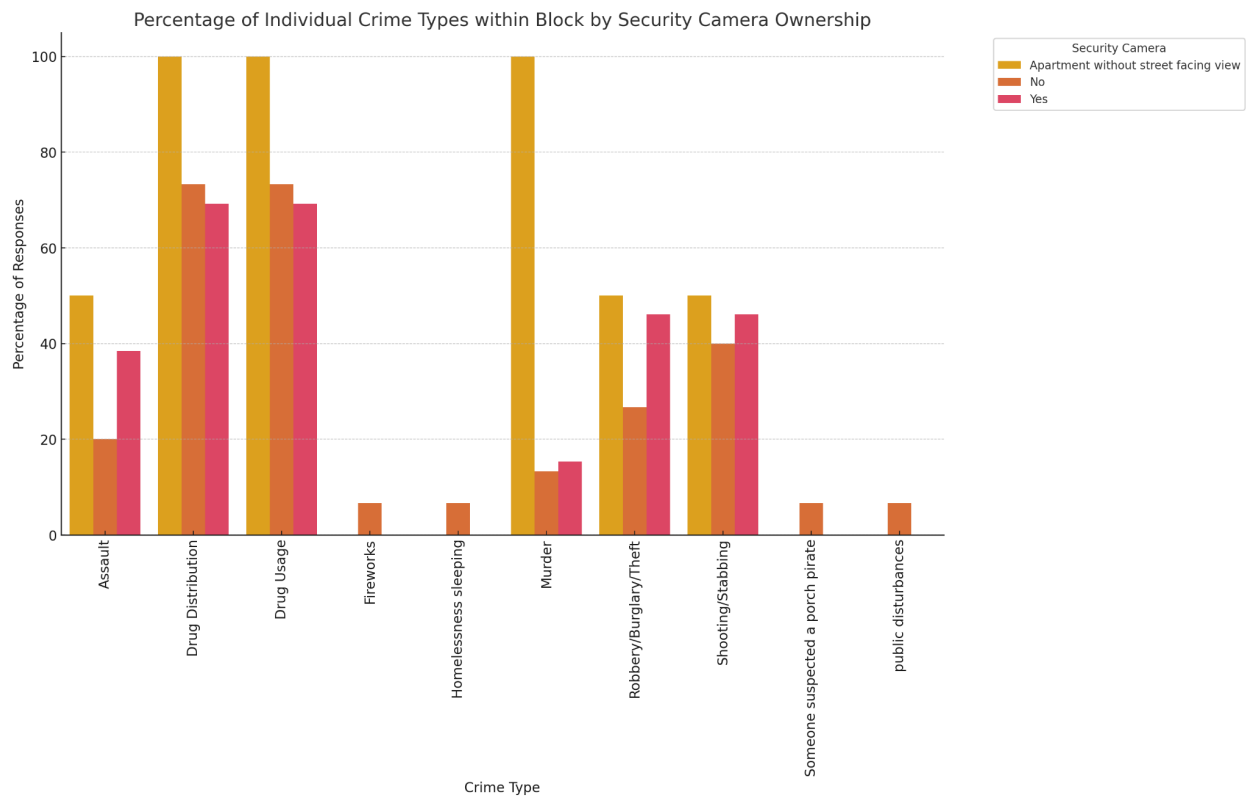
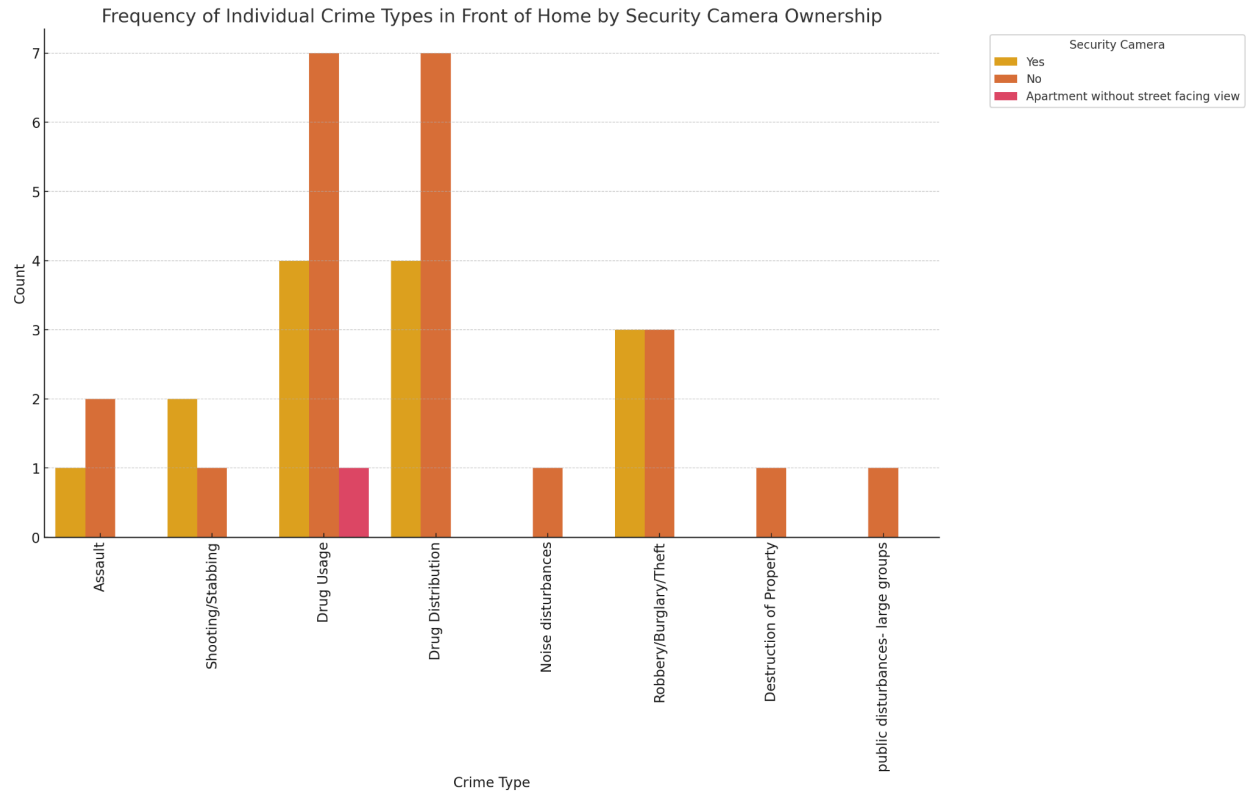
- **Without Security Cameras:**
 - **Any Crime:** 60% of respondents without cameras reported at least one crime in front of their home.
 - **No Crime:** 40% of respondents without cameras reported no crimes in front of their home.
- **With Security Cameras:**
 - **Any Crime:** 46% of respondents with cameras reported at least one crime in front of their home.
 - **No Crime:** 54% of respondents with cameras reported no crimes in front of their home.
- **Apartments without Street-Facing View:**
 - **Any Crime:** 50% of respondents in apartments reported at least one crime in front of their home.
 - **No Crime:** 50% of respondents in apartments reported no crimes in front of their home.

Percentage of Records of Any Crimes vs. No Crimes within Block by Security Camera Ownership



Percentage of Records of Any Crimes vs. No Crimes within a Block by Security Camera Ownership

- **Without Security Cameras:**
 - **Any Crime:** 87% of respondents without cameras reported at least one crime within a block of their home.
 - **No Crime:** 13% of respondents without cameras reported no crimes within a block of their home.
- **With Security Cameras:**
 - **Any Crime:** 85% of respondents with cameras reported at least one crime within a block of their home.
 - **No Crime:** 15% of respondents with cameras reported no crimes within a block of their home.
- **Apartments without Street-Facing View:**
 - **Any Crime:** 100% of respondents in apartments reported at least one crime within a block of their home.



Examining Types of Crimes vs Camera Ownership

- **Frequency of Drug-Related Crimes:**
 - Drug-related crimes (Drug Distribution and Drug Usage) are the most frequently reported crimes both in front of homes and within a block, regardless of security camera ownership.
- **Security Camera Ownership:**
 - Homes with security cameras report slightly fewer instances of drug-related crimes compared to those without cameras.
 - The presence of security cameras does not appear to significantly alter the frequency of more severe crimes such as shootings/stabbings and robberies.

Conclusions

1. **Crime Reduction in Front of Homes:**

- Homes with security cameras reported a lower percentage of crimes occurring immediately in front of their homes (46%) compared to homes without security cameras (60%).
- This suggests that security cameras may have a deterrent effect on crimes directly in front of homes.

2. **Crime Presence within a Block:**

- The presence of security cameras does not significantly change the percentage of crimes occurring within a block. Both homes with (85%) and without (87%) security cameras reported similar high levels of crime within a block.
- This indicates that while security cameras may deter crimes right in front of homes, they may not significantly impact crime rates in the broader neighborhood or block.

3. **Perception of Security as a Deterrent:**

- The slightly lower percentage of crime concerns among respondents with security cameras implies that having security cameras might contribute to a sense of increased safety and security.
- Despite this, the presence of security cameras alone does not appear to be a comprehensive solution to preventing all types of crime, particularly in larger areas like a neighborhood block. Therefore, a more individualized approach is necessary, encouraging individual ownership and operation of cameras to help deter crime. Combined with effective policing and neighborhood watch programs, this can significantly help improve the crime issues in Hagerstown.
- Of interesting note is that 10% of respondents currently share camera footage with Hagerstown Police Department or Washington County Sheriff's Office, and an additional 63% of respondents stated they would be interested in sharing footage.

Analysis of Open-Ended Responses: Common Themes

In addition to gathering data points, we also asked residents their thoughts on how to fix Hagerstown's crime issues. Below are common themes and highlights.

Increased Police Presence

- **Examples:**
 - "Have more of a police presence in certain areas of focus."
 - "More police presence, address homelessness..."
 - "There is no police presence anymore at all... need more presence in alleys as well."
 - "More police patrols. Tired of the drugs being distributed across the street..."
- **Summary:** Many respondents emphasize the need for more visible police patrols and a stronger police presence to deter crime and address immediate issues in neighborhoods.

Community Empowerment and Resources

- **Examples:**
 - "Power and resources to the people themselves so that they can stop waiting for law enforcement..."
 - "Focus on poverty and mental health resources."
 - "Let the health department's outreach team administer the Narcan..."
 - "Help the homeless with a job and an affordable place to live."
- **Summary:** Several responses highlight the importance of empowering communities with resources, particularly focusing on mental health, poverty alleviation, and providing support for the homeless.

Improved Government Communication and Accountability

- **Examples:**
 - "Proper enforcement of laws and ordinances, collaboration and communicative efforts between government officials..."
 - "Hearing the city, county, and state senators berate each other... honestly makes me feel as though the only time something gets addressed is when they are under attack."
 - "Is the weak mayor, 'strong' city council model working for Hagerstown? Hold Elected officials accountable."
- **Summary:** Respondents express frustration with the lack of transparency and accountability among government officials. They call for better communication and collaboration between residents and authorities.

Addressing Homelessness and Drug Use

- **Examples:**
 - "Address homelessness (are other jurisdictions dropping their homeless and drug addicted off in Hagerstown)..."
 - "Address the homeless situation."
 - "Eliminate the needle exchange program."
 - "Increasing drug treatment centers and mental health resources."
- **Summary:** A recurring theme is the need to address homelessness and drug addiction through various means, including treatment centers, shelters, and other supportive services.

Community Engagement and Initiatives

- **Examples:**
 - "Organizing community walks where we can identify areas of high drug use, safety concerns..."
 - "Community clean-up initiatives..."
 - "Child curfews, expanded homelessness shelters, more police presence."
- **Summary:** Some respondents suggest community-based initiatives and engagement activities to foster a sense of collective responsibility and improve neighborhood safety and cleanliness.

Judicial and Law Enforcement Reforms

- **Examples:**
 - "Start putting people in jail and not let them walk."
 - "Lock up illegal drug users. No more free rides..."
 - "Proper enforcement of laws and ordinances..."
- **Summary:** There is a call for stricter enforcement of laws and more effective judicial processes to ensure that offenders are held accountable and that the community feels safer.

Urban and Environmental Improvements

- **Examples:**
 - "Clean up the trash and fix the abandoned property issues."
 - "Better lighting, more cameras..."
 - "Stop letting hotels rent to local people."
- **Summary:** Respondents highlight the need for urban improvements such as better lighting, cleanliness, and addressing abandoned properties to create a safer and more appealing environment.

Recommendations

1. **Enhanced Community Measures:**

- To effectively reduce crime, combining security cameras with other community measures, such as neighborhood watch programs and increased police presence, could be more effective. Of course, we acknowledge that increased police presence is dependent upon the City of Hagerstown, so this may not be available immediately. Fortunately, other measures outlined, including security cameras and neighborhood watch programs, do not require government approval or involvement.

2. **Targeted Deployment and Sharing:**

- Security cameras should be strategically placed to maximize their deterrent effect. This includes both residential front yards and key public areas within a block. With consumer quality doorbell cameras costing less than \$50 (and sometimes even as low as \$15), this is a low-cost, high-return on investment approach to reducing crime in Hagerstown. Optionally, the city should consider offering to purchase and install doorbell cameras in strategic neighborhoods at no cost to residents, much like similar programs offering free security devices to vulnerable models of Hyundai and Kia vehicles.
- With 63% of respondents stating that they would share security camera footage with HPD or WCSO, camera sharing programs have a huge potential and should be expanded upon beyond current implementations. This would allow the effectiveness of doorbell and security cameras to be strategically multiplied.

3. **Community Engagement:**

- Encouraging community members to participate in crime prevention efforts, such as reporting suspicious activities and participating in neighborhood watch programs, can amplify the impact of security measures.
- The common themes in the open-ended community responses indicate a multi-faceted approach is necessary to address the concerns of Hagerstown residents.
- Key areas include increasing police presence, empowering communities with resources, improving government accountability, addressing homelessness and drug use, fostering community engagement, and making urban improvements. Addressing these themes collectively can help create a safer and more supportive community environment, but requires cooperation between residents and the City of Hagerstown to be more effective.

4. **Further Research:**

- Conducting further studies to explore the impact of additional factors, such as socioeconomic status and local law enforcement practices, can provide a more comprehensive understanding of crime prevention dynamics, as those are out of scope for this research study.

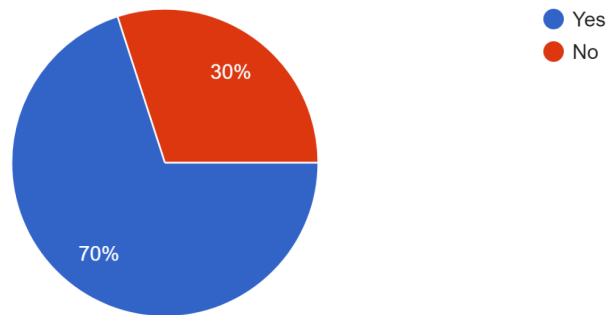
Methodology and Frequencies

An anonymous survey was conducted over 24 hours between August 7, 2024 and August 8, 2024. The research survey will remain open for additional data collection, but we felt it important to process and analyze the data as soon as possible once a reasonable sample size was established.

The following are the raw frequencies of responses during the 24 hour survey data collection period.

Do you live within Hagerstown City Limits?

30 responses



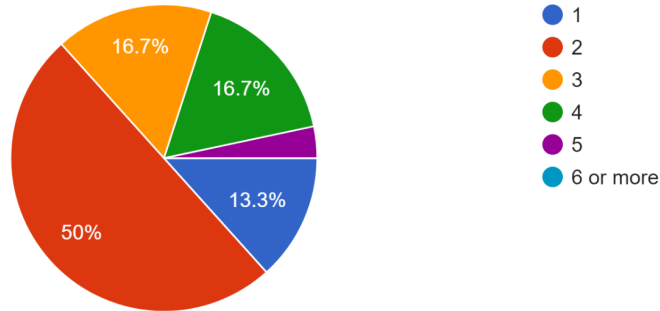
Do you have a neighborhood watch?

30 responses



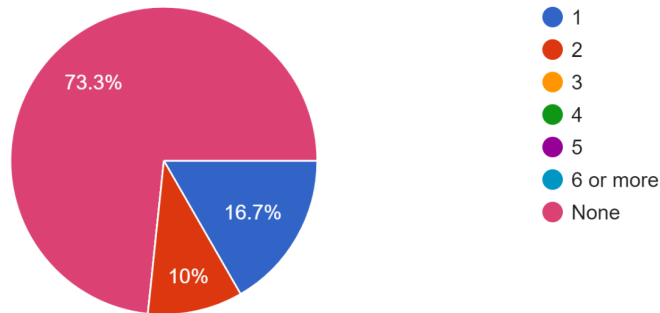
How many are in your household?

30 responses



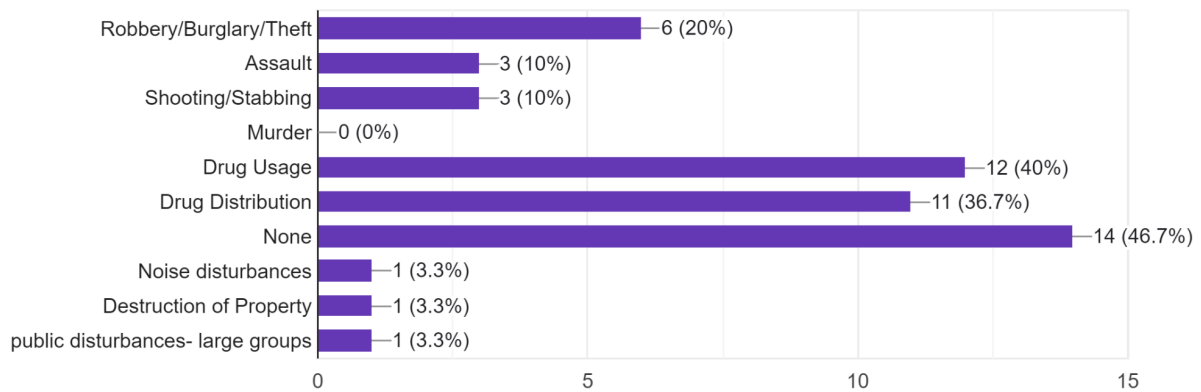
How many children under 18 are in your household?

30 responses



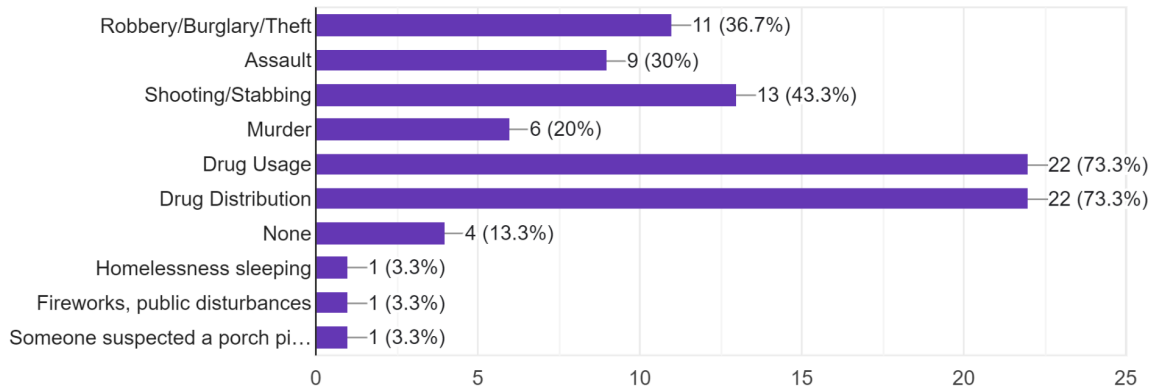
In the past 12 months, have any of the following crimes occurred immediately in front of your home?

30 responses



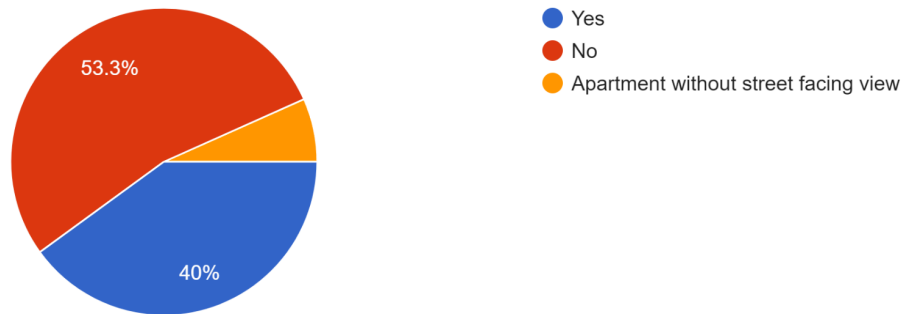
In the past 12 months, have any of the following crimes occurred within a block from your home?

30 responses



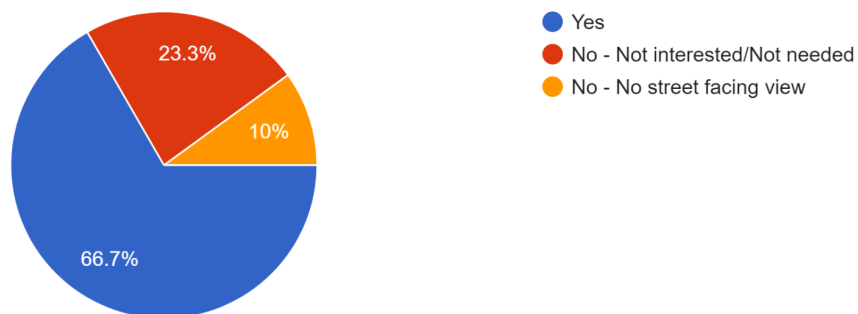
Do you currently have a street facing security or doorbell camera with recording capabilities?

30 responses



If you were provided the option to receive a free security or doorbell camera with the intention of having it face the public street, would you take advantage of this program?

30 responses



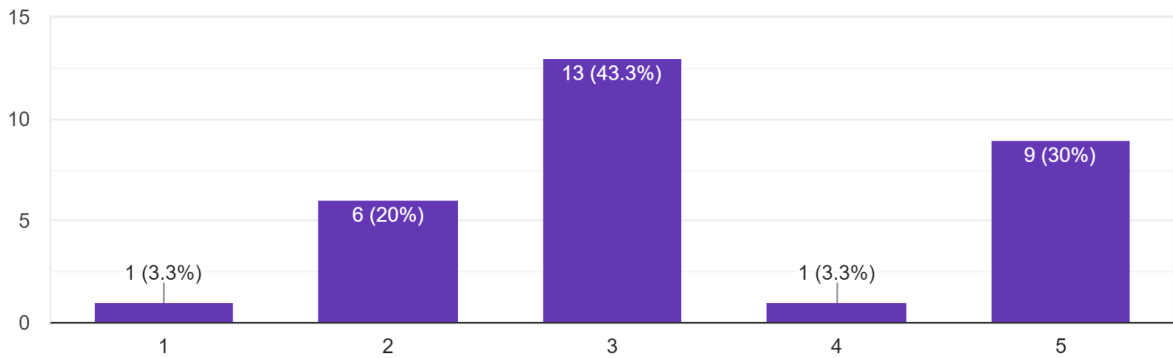
Do you currently or would you be interested in sharing security video with Hagerstown Police Department or Washington County Sheriff's Office?

30 responses



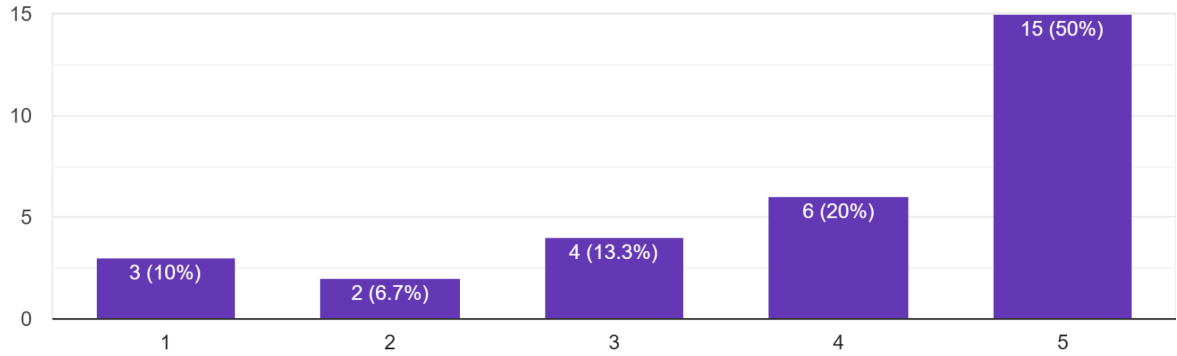
How concerned are you regarding property crimes (i.e. burglary, theft) in your neighborhood? 1= least concerned, 5 = most concerned

30 responses



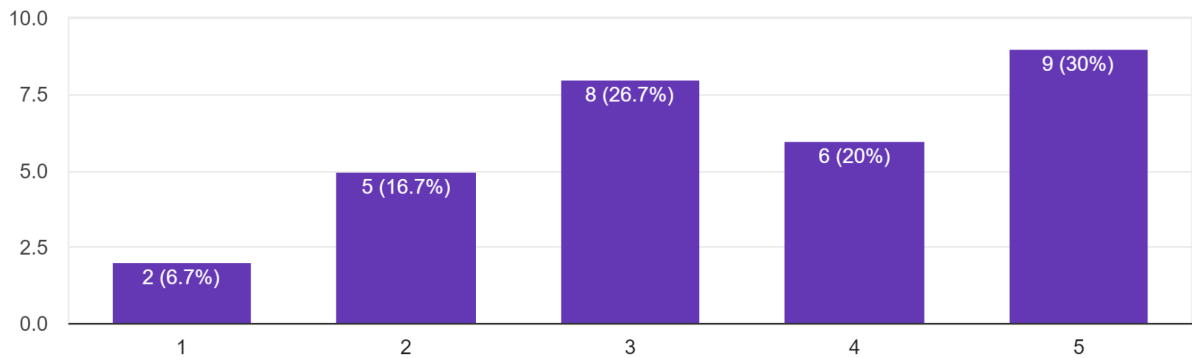
How concerned are you regarding drug crimes (i.e. usage, distribution) in your neighborhood? 1 = least concerned, 5 = most concerned

30 responses



How concerned are you regarding violent crimes (i.e. assault, murder) in your neighborhood? 1 = least concerned, 5 = most concerned

30 responses



Raw Open Responses

Looking at the challenges currently faced in Hagerstown and your neighborhood, what ideas do you have to fix the current crime problems in our area?

<p>power and resources to the people themselves so that they can stop waiting for law enforcement and the government to finish arguing about whose job it is to stop people from getting killed by drugs or violence.</p>
<p>Have more of a police presences in certain areas of focus.</p>
<p>Focus on poverty and mental health resources. I dont feel my neighborhood has a crime problem. As a country we have a profit over people problem.</p>
<p>It's hard to pinpoint an idea/ideas to help curb the issues and concerns currently going on. I think some of the biggest struggles we face as citizens is the lack of transparency, or at the very least comments from our administration to help ease our minds. It's not helpful to see the back and forth on social media where we are attacking each other out of fear and frustration. Furthermore it doesn't help that our city administration, specifically the mayor, goes on rants and says that she doesn't have to respond or communicate because she already has or the administration already addressed it. The back and forth and the social media complaints against the administration are because it appears as though our leadership is more concerned about bringing in business and not easing the minds of the constituents when things occur. Hearing the city, county, and state senators berate each other and sayings it's all politically motivated honestly makes me feel as though the only time something gets addressed is when they are under attack. Perhaps seeing the administration with the people by organizing community walks where we can identify areas of high drug use, safety concerns, ways to stay vigilant with the administration would be helpful. It gets everyone involved that cares and wants to see change. But also, the administration needs to help with adhering to the ordinances that are in place. Noise is a huge issue but because of the spike in crime related activity the police can only do but so much. Residents shouldn't have to call the police on a reoccurring basis to report an issue and it never get addressed, but yet we do to show there is some form of track record.</p>
<p>Proper enforcement of laws and ordinances, collaboration and communicative efforts between government officials, monthly Town Hall sessions between residents and government officials (City, County AND State to include Police Chief and Sheriff) for community input and discussion, better marketing for downtown businesses, community clean up initiatives...</p>
<p>In my neighborhood on my block we feel safe and currently do not have the other issues downtown is having however west Washington street in west end is very sketchy. Possibly more presence bikes maybe</p>
<p>Homelessness</p>
<p>More police presence, address homelessness (are other jurisdictions dropping their homeless and drug addicted off in Hagerstown), determine connection between the prisons and the correlation to drugs, homelessness and violence, address out of control drug use in the streets, better lighting, more cameras, a judicial system that holds perpetrators accountable, churches offering programs for kids to get them off the streets, mentoring programs, address and resolve affordable housing for all, explore best practices in other Maryland Cities with regard to housing, hunger, violence, gun possession. Investigate the local connection between local hotels, violence, drug sales/use. Involve school administrators, churches, community organizations, hospital, mental health, housing organizations, elected officials, key stakeholders, law enforcement, local businesses, citizens in a collaborative grassroots efforts to revitalize and restore Hagerstown. This will require STRONG leadership which appears to be absent in Hagerstown.</p>

Is the weak mayor, "strong" city council model working for Hagerstown? Hold Elected officials accountable.
To old to try to do anything so that's very tough .. the older people suffer .. I still think I can go out and yell and throw down some fists , but I can't unfortunately.. that's why I couldn't join in a neighborhood watch .. these people love to smack a older person down .. sad but true .. there is no police presence anymore at all .. sometimes the only cop car I see if it's going to a call .. need more presence in alleys as well .. we call them ally dwellers weird people to say the least . . Pretty damn bad when you have to have your head on a swivel to take your trash out .. but to end I would say they do what they can with what they have .. they need help from maybe other towns and or the state..
Let the health departments outreach team administer the Narcan they distribute instead of making it the responsibility of first responders. It gives them a purpose and would free up first responders to respond to other calls. The health department should be the trained responder to overdoses and provide follow-up case management. Take out the first responder as the middle man.
More police patrols. Tired of the drugs being distributed across the street, people cutting through my yard all the time. Last year people living under bushes in alley behind my home. My Granddaughter comes over and scared to let her be outside alone, in front or back of house. I am scared to be out anywhere downtown, don't even like driving through it but can't avoid it.
Address the homeless situation
Connection and education
All guns off the streets
Eliminate the needle exchange program.
The ideas I would have is curfew security monitoring all day and night time and neighborhood watch groups being made mostly
Find away to give these people in the streets a purpose. Maybe they are an addict or have a criminal past. Find something for them to be proud of again
Disperse /NIMBY
Clean up the trash and fix the abandoned property issues
Stop letting hotels rent to local people Start putting people in jail and not let them walk Start picking up the people that are on drugs and place them somewhere Help the homeless with a job and an affordable place to live.
Increasing drug treatment centers and mental health resources
Child curfews, expanded homelessness shelters, more police presence
Resources and accountability
Increased action for offenders and increased police surveillance.
I would like to work with a team to come up with a plan
Lock up illegal drug users. No more free rides to Meritus and no more non-charges
People have no concern for police. They aren't around to catch someone stealing or dealing. If they are called and the police show up, they aren't concerned that they'll get arrested. Only have a fear of police if someone is going to report them for doing a serious crime. And that's not a fear of police. That's a fear of the people they are around. Criminals do what they want because the police and prosecutors no longer affect our lives.

Let police do their job!

Speaking of Guilford ave a street I use to live on. The corner house needs to be penalized with stricter consequences to make people distributing drugs get caught and permanently off the street. These drug deals would happen right in front of you when you were a resident of the house next door. This drug dealing is something that is pretty bad in Hagerstown

Heatmap Data

All heatmaps and location data have been set to generic locations to provide maximum anonymity to survey respondents. Data has been normalized for better display.

Property Crimes:

[39.6544, -77.7305, 3], [39.5065, -77.6525, 3], [39.6412, -77.7199, 2], [39.6459, -77.7494, 2], [39.6417, -77.7193, 2], [39.6544, -77.7305, 1], [39.6098, -77.7083, 4], [39.6496, -77.7411, 3], [39.6404, -77.7162, 2], [39.6498, -77.7394, 2], [39.6417, -77.7193, 2], [39.6387, -77.7275, 5], [39.6414, -77.696, 3], [39.6417, -77.738, 5], [39.6453, -77.7221, 5], [39.6751, -77.7267, 2], [39.6384, -77.7218, 3], [39.6446, -77.7238, 5], [39.6406, -77.7208, 5], [39.6349, -77.6933, 3], [39.6429, -77.6982, 3], [39.6472, -77.7227, 3], [39.6672, -77.7179, 3]

Drug Crimes:

[39.6544, -77.7305, 5], [39.5065, -77.6525, 1], [39.6412, -77.7199, 4], [39.6459, -77.7494, 2], [39.6417, -77.7193, 5], [39.6544, -77.7305, 1], [39.6098, -77.7083, 4], [39.6496, -77.7411, 5], [39.6404, -77.7162, 4], [39.6498, -77.7394, 2], [39.6417, -77.7193, 5], [39.6387, -77.7275, 5], [39.6414, -77.696, 4], [39.6417, -77.738, 5], [39.6453, -77.7221, 5], [39.6751, -77.7267, 2], [39.6384, -77.7218, 4], [39.6446, -77.7238, 5], [39.6406, -77.7208, 5], [39.6349, -77.6933, 3], [39.6429, -77.6982, 1], [39.6472, -77.7227, 5], [39.6672, -77.7179, 4]

Violent Crimes:

[39.6496, -77.7411, 2], [39.6404, -77.7162, 4], [39.6498, -77.7394, 2], [39.6417, -77.7193, 5], [39.6387, -77.7275, 5], [39.6414, -77.696, 3], [39.6417, -77.738, 5], [39.6453, -77.7221, 4], [39.6751, -77.7267, 1], [39.6384, -77.7218, 4], [39.6446, -77.7238, 5], [39.6406, -77.7208, 5], [39.6349, -77.6933, 3], [39.6429, -77.6982, 1], [39.6472, -77.7227, 5], [39.6672, -77.7179, 3], [39.6544, -77.7305, 2], [39.5065, -77.6525, 1], [39.6412, -77.7199, 4], [39.6459, -77.7494, 2], [39.6417, -77.7193, 5], [39.6544, -77.7305, 2], [39.6098, -77.7083, 2]

Copyright and License

Map base street data is copyright OpenStreetMap®. OpenStreetMap® is open data, licensed under the Open Data Commons Open Database License (ODbL) by the OpenStreetMap Foundation (OSMF).

Map heatmap data is Copyright Radio Free Hub City and distributed under the Open Data Commons Open Database License (ODbL).

Report Copyright © 2024 by Radio Free Hub City

This report is licensed under [CC BY-NC 4.0](https://creativecommons.org/licenses/by-nc/4.0/) Attribution-NonCommercial 4.0

You are free to:

Share — copy and redistribute the material in any medium or format

Adapt — remix, transform, and build upon the material

The licensor cannot revoke these freedoms as long as you follow the license terms.

Under the following terms:

Attribution — You must give appropriate credit , provide a link to the license, and indicate if changes were made . You may do so in any reasonable manner, but not in any way that suggests the licensor endorses you or your use.

NonCommercial — You may not use the material for commercial purposes .

No additional restrictions — You may not apply legal terms or technological measures that legally restrict others from doing anything the license permits.

Notices:

You do not have to comply with the license for elements of the material in the public domain or where your use is permitted by an applicable exception or limitation .

No warranties are given. The license may not give you all of the permissions necessary for your intended use. For example, other rights such as publicity, privacy, or moral rights may limit how you use the material.